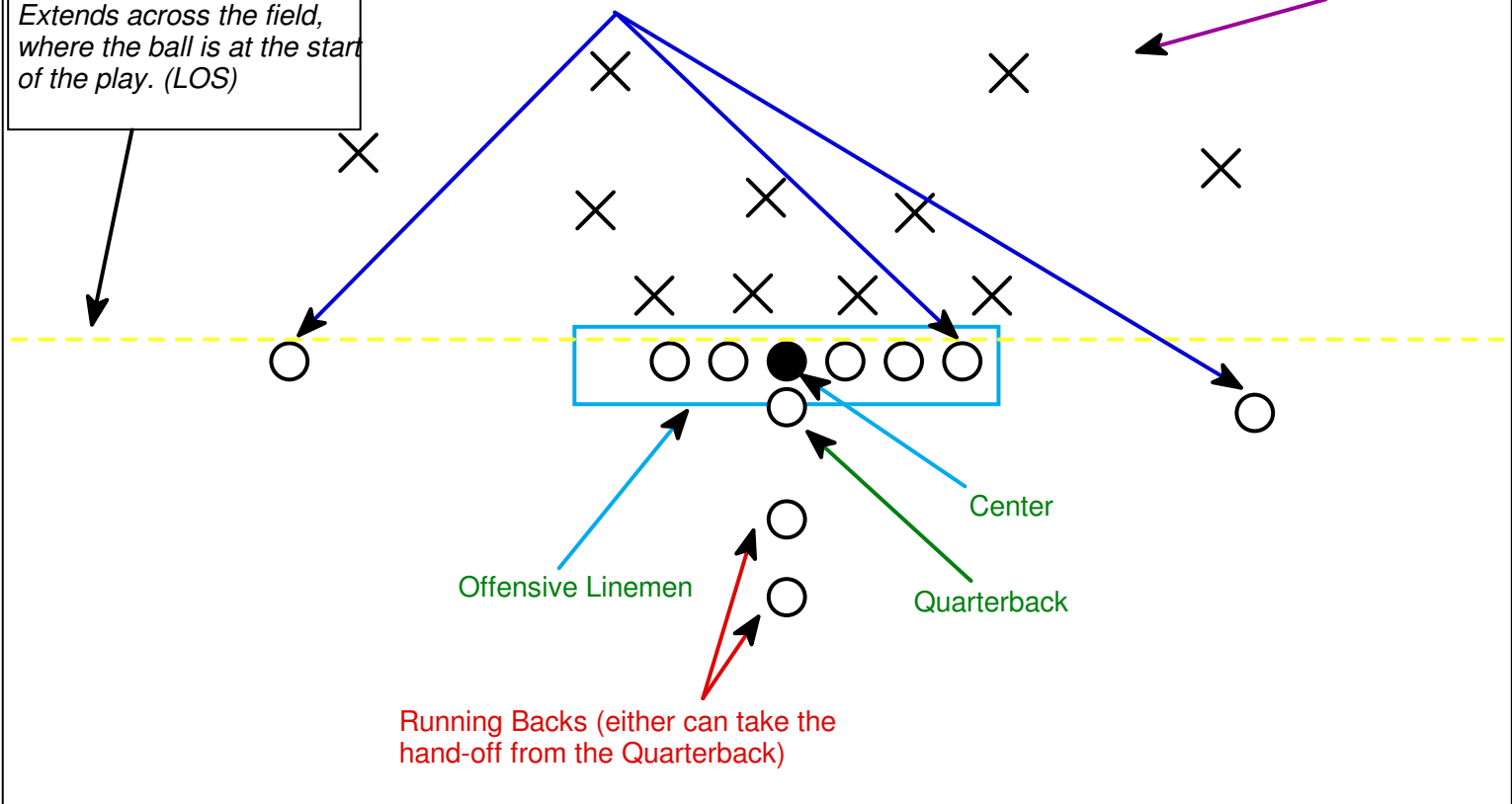


# GridIronChat.com Podcast #1: Basic Offense

Line of Scrimmage:  
Extends across the field,  
where the ball is at the start  
of the play. (LOS)

Potential (Eligible) Receivers

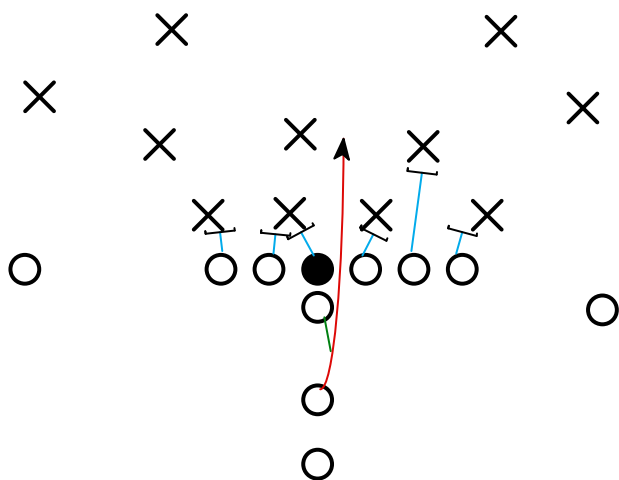
Defensive  
Players (X)



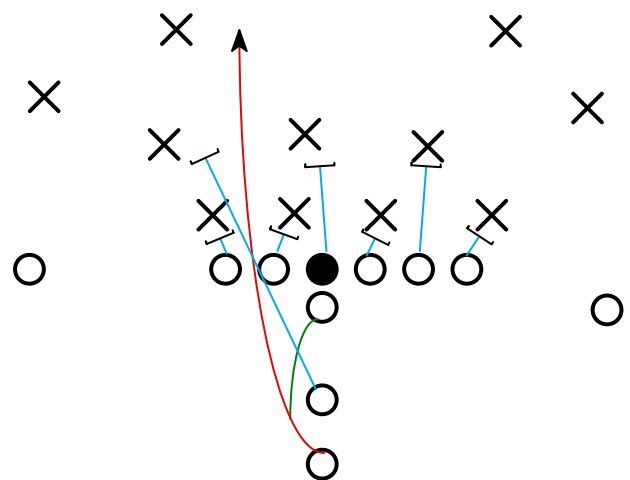
*The offensive positions:* We often use circles (O's) to show offensive players, and X's to show defensive players.

**The Basic Running Play:** The **quarterback** takes the snap from **Center**, and hands off to the running back. The offensive line attempts to drive the defenders away from the "hole." (1) Another running back may also be used to drive the runner away from the hole. (2) The running back hits the hole at full speed, breaks through the line and attempts to score a touchdown. (*don't worry about the play names right now!*)

**(1) I-8 32 Dive**

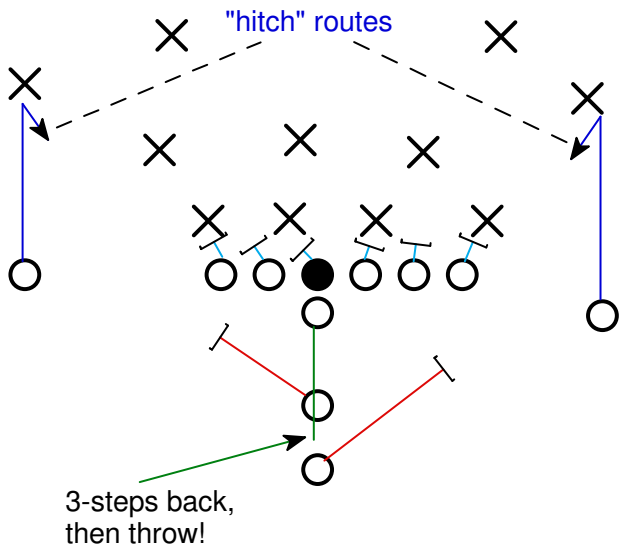


**(2) I-8 33 Lead**



**The Basic Passing Play:** The quarterback takes the snap from the center. He then backs away from the line of scrimmage to get space from the defense, while making his decision about which receiver is going to be open. The Receivers run their "routes" at the snap, expecting the ball to be thrown to them on timing. The offensive line sets up to block the opposing defenders from getting to the quarterback while he makes his decision. The examples here are a basic 3-step drop with very simple routes.

**(3) 51 Hitch**



**(4) 51 Slant**

